

# CHEVY SUBURBAN

It never forgets it's a tough truck



Building a better way

**Chevrolet**

to see the U.S.A.



# SUBURBAN SEATS UP TO NINE, LOADS UP

**Converts quickly from people to cargo** With all three seats in place, Suburban accommodates as many as nine. Folding second seat allows access to third seat or cargo area from either side.

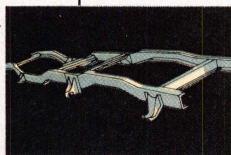


With third seat gone, there's still seating capacity for six and a whole lot of room for cargo.

For maximum cargo space, fold the second seat fully down. You have a smooth, flush deck, almost 40 sq. ft. in area. Conversion is quick and easy.

**Choose from two series** Suburban does so much so well—transporting people, hauling things, towing trailers. It's offered in two series—10 and 20—with 144 cubic feet of load space. And that's half again as much as most full-sized station wagons. GVW ratings range from 5,400 to 8,200 pounds, with carrying capacities up to 3,325 pounds.

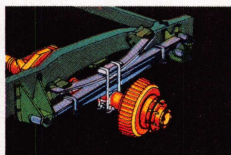
**Seats up to nine people** Every Suburban comes with a full-width front seat that seats as many as three in spacious comfort. Folding second seat is available for Series 10 and standard on Series 20. That's room for three more. Finally, you can add a removable third seat, which brings the total seating capacity up to nine.

**Moves up to 14,000 lbs.** Properly equipped, a Series 20 Suburban can move a combined weight of 14,000 lbs. That includes weight of the Suburban, passengers, cargo and trailer. Which means you can take a big family and a lot of your worldly goods along on your next vacation.




## Tough steel frames

Chevy's ladder-type all-steel frame has a drop-center design which allows for lower body mounting to make getting in and out easy. Deep-section channel side rails are strong and durable to help withstand the demands of hard truck use.




## Heavy-duty rear springs available

Heavy-duty 2-stage rear springs are available when heavy loads or very rough roads are anticipated. Heavy-duty rear shock absorbers are also available.




## Salisbury rear axle

Design advantages of the Salisbury-type rear axle include the use of a large ring gear, tapered roller bearings and a broad ratio coverage.




## Rear leaf springs

Two-stage multi-leaf rear springs are designed to provide firm, steady support empty or loaded. Spring eyes and shackles are rubber-bushed to help reduce noise and ride harshness.



## Finned-drum rear brakes

Cast iron-steel rear brake drums are finned for efficient cooling. And the outer edges are curved to help keep contaminants from the linings.



## Staggered placement of rear shocks

Rear shocks are positioned with one slanting forward, the other aft. The effect is to reduce brake and power hop.



# TO 144 CU. FT., MOVES UP TO 14,000 LBS.




**High, wide rear doors . . . two kinds** Double rear doors are standard on a Chevrolet Suburban. They can be swung fully open, past the bumper. The 40-inch-high, 59.16-inch-wide opening takes a lot of work out of loading big, bulky items.

Also available on Suburban is a wagon-type tailgate with a retractable window. The glass when cranked down allows the tailgate to be lowered. Electrically operated rear window may be ordered.

**Full-time 4-wheel drive now available** All full-time 4-wheel-drive models in either K10 or K20 series come equipped with the 350 V8 engine. With full-time 4-wheel drive you can move on or off the road without pausing to lock or unlock front hubs. A special inter-axle differential in the transfer case compensates for speed variations between front and rear axles, while constantly providing driving force to both. You get the traction you need for off-road going *plus* improved stability and handling control under varying road conditions.


**Cheyenne Super interior** Good-looking and durable. Starts with full-depth foam-cushioned bench seat upholstered in herringbone fabric or custom vinyl.

Nylon-blend carpeting underfoot, which runs clear to the door when you order the second seat (standard on Series 20). Overhead, a full-length insulated headliner with sound-absorbing perforations. Full-gauge instrumentation is included along with simulated wood-grain accents on instrument panel, instrument cluster, steering wheel (C10-20 only) and door trim. Cushioned armrests on door trim panels plus storage pockets on front door panels, special insulation under the front seat and hood, and much more.



## Compression-positioned exhaust hangers

Compression-positioned exhaust system mounting permits unrestricted expansion and helps isolate exhaust system vibration from cab. Full-loop exhaust pipe hanger offers secondary support.



## Energy-absorbing steering column

Column is designed to help absorb energy in the event of front-end impact. Column telescopes, separates from instrument panel.

## Engines


The Suburban engine lineup for '73 includes one Six and two V8's. The 250 Six is standard power on C10 Suburbans while the 350 V8, 454 V8 are available for the same model. The 350 V8 is standard on Series K10-20 models. Suburban's largest engine, the 454 V8, is standard on C20 Suburbans.

## Massive Girder Beam front suspension

Chevy's massive Girder Beam independent front suspension puts a husky coil spring at each wheel along with durable suspension members. It's designed to help absorb the effects of road unevenness in order to give you a smooth, quiet ride.

## NEW BRAKE SYSTEMS

Chevrolet announces an improvement in braking systems for all Suburbans. Complete brake systems are computer-matched to gross vehicle weight. Heavier duty models get heavier duty brake systems *automatically*. There are several different brake systems for Series 10 and 20 Suburbans. Also new are audible lining wear sensors on front disc brakes to signal when pads should be replaced.



## Front disc brakes

Front disc brakes with a road splash shield are standard on all Chevy Suburbans. Durable and self-adjusting, they provide resistance to fade and recover quickly from water immersion.





All illustrations and specifications contained in this literature are based on the latest product information available at the time of publication. The right is reserved to make changes at any time in prices, colors, materials, equipment, specifications and models, and also to discontinue models. CHEVROLET MOTOR DIVISION OF GENERAL MOTORS CORPORATION, DETROIT, MICHIGAN 48202. LITHO IN U.S.A.